

A close-up photograph of a dark brown, glossy rainwater system. The image shows a horizontal gutter connected to a vertical downspout. The gutter has a curved, semi-circular shape. The downspout is also curved and fits into the gutter. The background is a clear, bright blue sky. The top right corner of the image is partially obscured by a curved orange shape.

RUUKKI

Ruukki's rainwater system

The finishing touch to any house




Tested by Finnish nature

Quality that keeps your house in top condition

Ruukki's rainwater system removes rainwater from your roof effectively, and ensures that the water is channeled safely away from the foundation. The system's elegant form is also functional, as its smooth curves provide effective protection against the build-up of debris. Ruukki's rainwater system's coated steel parts are sure to withstand even the toughest conditions. They are light and durable and come with the 20-year Ruukki guarantee of quality.

Our rainwater system requires very little maintenance. A quick clean once a year is all you need to ensure the best protection against rainwater for decades to come.





The perfect fit for every roof, including steel, brick and felt roofs

Ruukki's rainwater system can be applied equally to new homes or for renovating an existing one. It works perfectly with all roofing materials, whether steel, brick or felt.




Play with colour – get inspired
ruukkihome.com

Ruukki's rainwater system should be a natural extension of your home's exterior. So, in addition to elegant design we've also developed a broad range of colour alternatives for you to choose from. Get creative and find the right match for your home's colour palette – functional can also be beautiful!

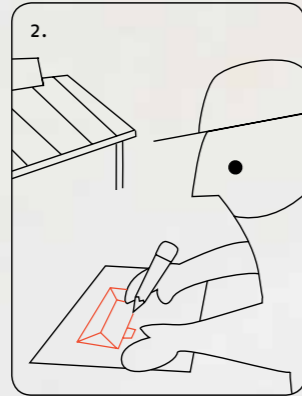


The fastest and easiest way to get a rainwater system

Our rainwater systems are easy to install. You can do it yourself using installation instructions and common tools or leave it to the professionals.



1. Find the right match for your home's colour palette.



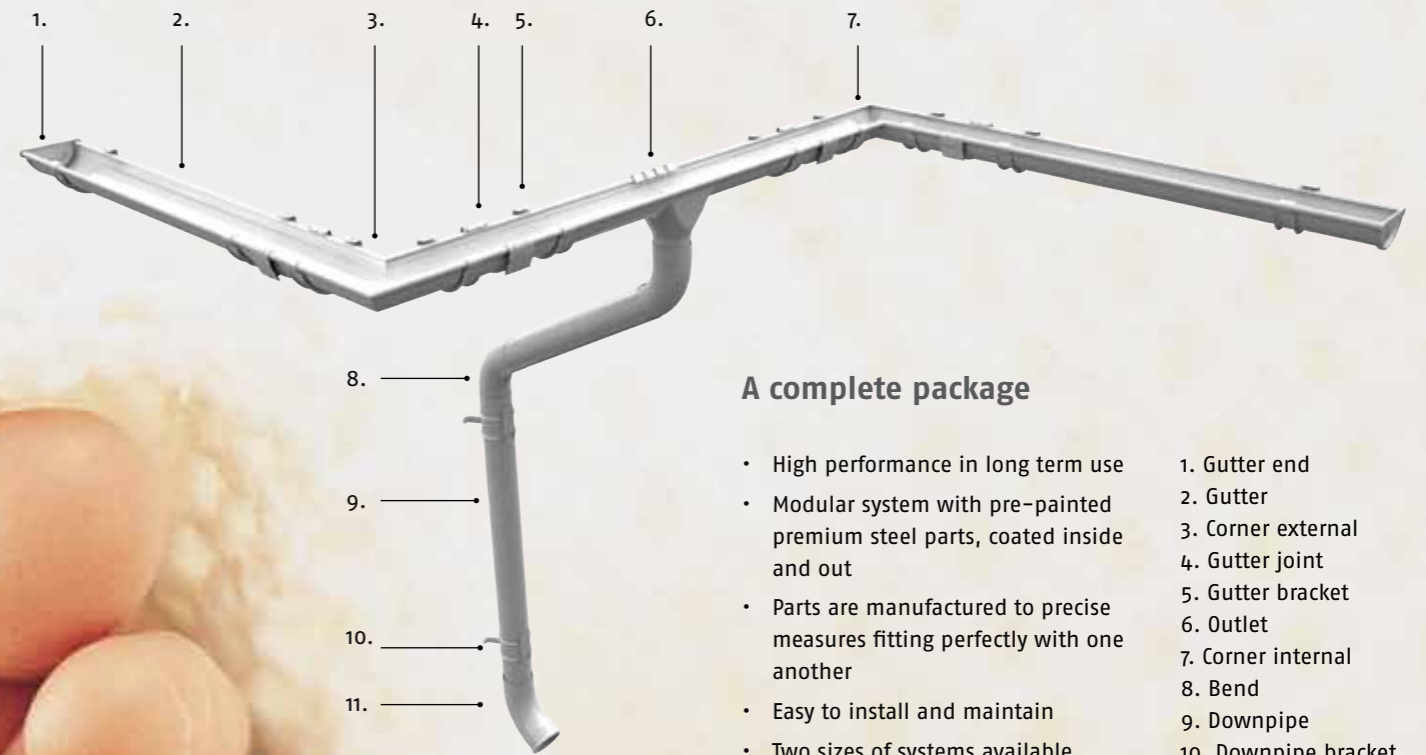
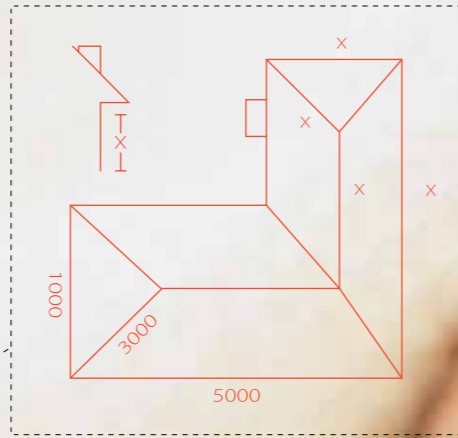
2. Measure and draw the height of the walls and the shape of the roof plus main measurements. Or use blueprints.



3. Go to ruukkihome.com for service and get in touch with your dealer.




4. Install it yourself or leave it to the professionals – and just enjoy the results!



A complete package

- High performance in long term use
- Modular system with pre-painted premium steel parts, coated inside and out
- Parts are manufactured to precise measures fitting perfectly with one another
- Easy to install and maintain
- Two sizes of systems available, large and medium

1. Gutter end
2. Gutter
3. Corner external
4. Gutter joint
5. Gutter bracket
6. Outlet
7. Corner internal
8. Bend
9. Downpipe
10. Downpipe bracket
11. Outlet pipe



Learn more at www.ruukkihome.com

